

Please complete the following:

Child's First Name \_\_\_\_\_

Child's Age \_\_\_\_\_

Last Name of Dentist Dr. \_\_\_\_\_

Use the scroll or click on the arrows to view each page. Click the print icon to print the pages for your child to color.

After printing, fold the cover page in half, like a greeting card. Fold and/or cut each additional page (pages 2-9) along the dotted line to make a booklet. Insert pages 2-9 in order inside the cover page. Staple the outside edge of the cover page to complete the book.



# My Visit to the Dentist


A Story About



My name is \_\_\_\_\_  
and I am \_\_\_\_\_ years old. Today I will  
visit my dentist. My dentist's name  
is Dr. \_\_\_\_\_.



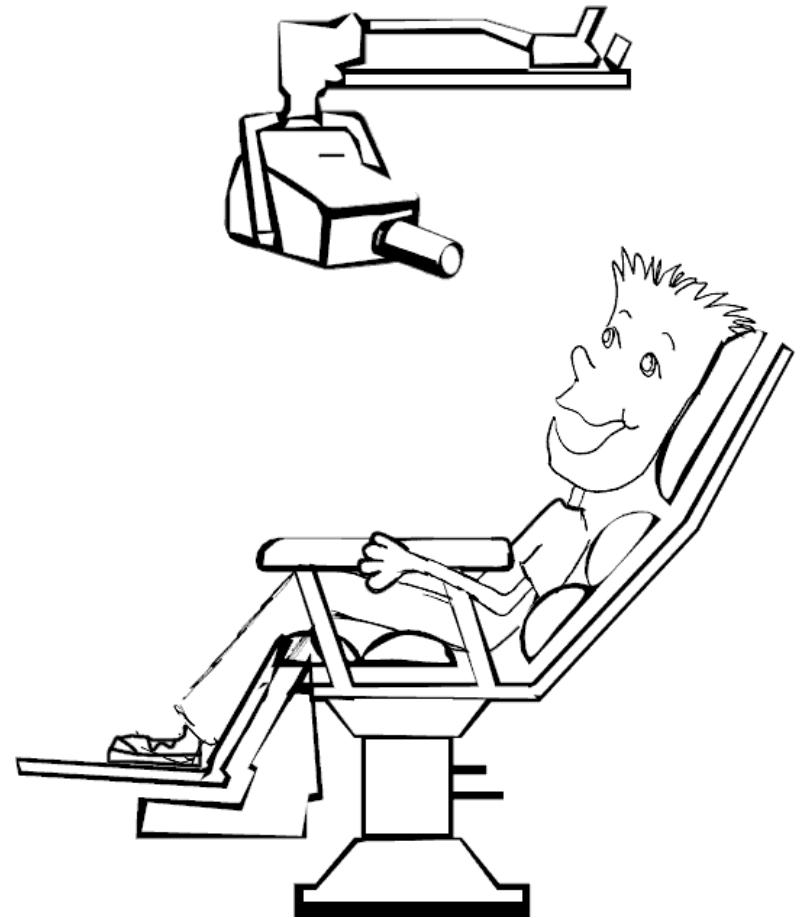
When I visit Dr. \_\_\_\_\_ I get to play.  
I will have fun with games and toys  
while I wait for my turn.



Then, Dr. \_\_\_\_\_'s helper calls me,  
"Hi, \_\_\_\_\_."  
It is so nice to see you. Come with  
me, we are going to have fun today."



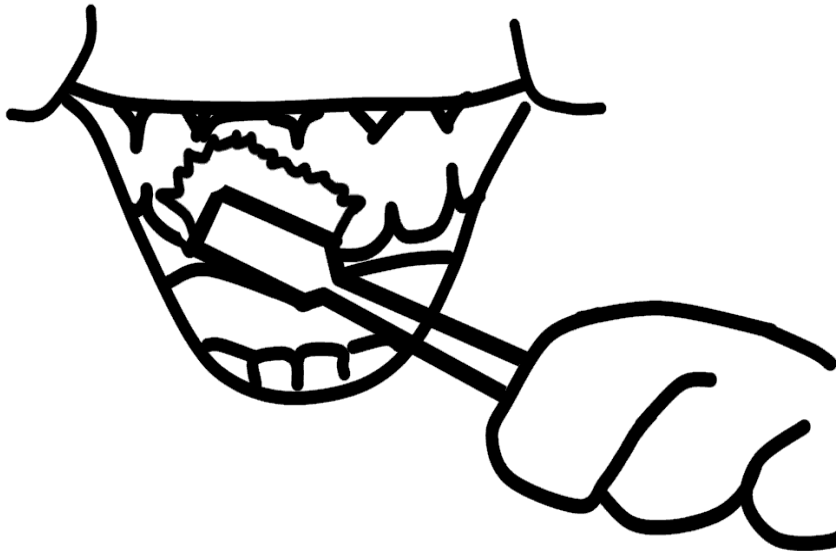
Dr. \_\_\_\_\_'s  
helper let's me sit in a special  
chair that's just my size.  
I get to see the tooth camera  
and learn how easy it is to  
take tooth pictures.



Dr. \_\_\_\_\_'s helper gives me a new toothbrush and shows me the best way to brush my teeth.

Then, a tooth polisher is used to shine my teeth so they sparkle bright.

It is kind of like tickling my teeth! I even get to use a special slurpy straw that takes away the toothpaste.




Dr. \_\_\_\_\_ looks at my sparkly clean teeth and counts them to make sure they are all there. A bright light is used so that my teeth can be seen in my dark mouth.

If I want to, I can wear sunglasses when the light is on.

Dr. \_\_\_\_\_ even has a tiny little mirror that is used to look in my mouth. I like that mirror.



When Dr.  
and the helpers are all finished,  
I get to pick a prize  
for coming to see them.  
Dr.           's office is  
like a special tooth club  
just for kids.



I had so much fun, I can't wait for  
my next visit to the dentist.

